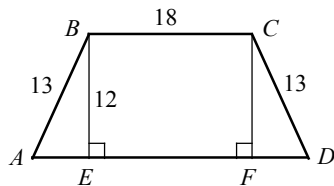


Chapter 18 Practice Test

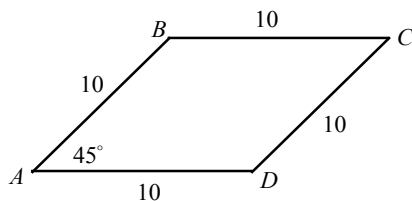
1



What is the area of the isosceles trapezoid above?

- A) 238
- B) 252
- C) 276
- D) 308

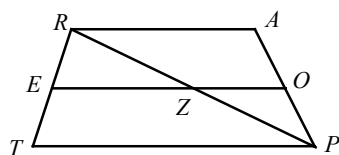
2



What is the area of rhombus $ABCD$ above?

- A) $20\sqrt{2}$
- B) $25\sqrt{2}$
- C) $50\sqrt{2}$
- D) $100\sqrt{2}$

3

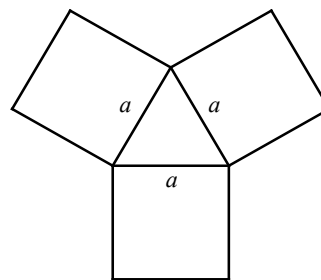


In the figure above, \overline{EO} is the midsegment of trapezoid $TRAP$ and \overline{RP} intersect \overline{EO} at point Z . If $RA = 15$ and $EO = 18$, what is the length of \overline{EZ} ?

4

A rectangle has a length that is 6 meters more than twice its width. What is the perimeter of the rectangle if the area of the rectangle is 1,620 square meters?

5



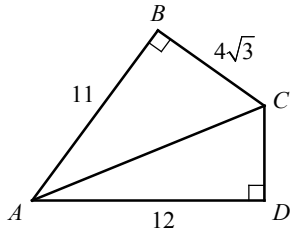
The figure above shows an equilateral triangle with sides of length a and three squares with sides of length a . If the area of the equilateral triangle is $25\sqrt{3}$, what is the sum of the areas of the three squares?

- A) 210
- B) 240
- C) 270
- D) 300

6

The perimeter of a rectangle is $5x$ and its length is $\frac{3}{2}x$. If the area of the rectangle is 294, what is the value of x ?

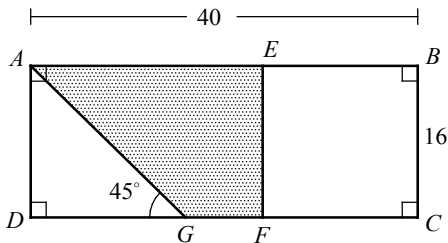
7



In the figure above, what is the area of the region $ABCD$?

- A) $22\sqrt{3} + 30$
- B) $22\sqrt{3} + 36$
- C) $22\sqrt{3} + 42$
- D) $22\sqrt{3} + 48$

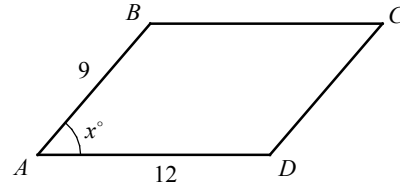
8



In the figure above, $ABCD$ is a rectangle and $BCFE$ is a square. If $AB = 40$, $BC = 16$, and $m\angle AGD = 45^\circ$, what is the area of the shaded region?

- A) 240
- B) 248
- C) 256
- D) 264

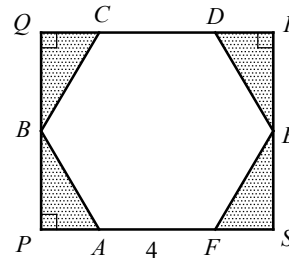
9



The figure above shows parallelogram $ABCD$. Which of the following equations represents the area of parallelogram $ABCD$?

- A) $12 \cos x^\circ \times 9 \sin x^\circ$
- B) $12 \times 9 \tan x^\circ$
- C) $12 \times 9 \cos x^\circ$
- D) $12 \times 9 \sin x^\circ$

10



In the figure above, $ABCDEF$ is a regular hexagon with side lengths of 4. $PQRS$ is a rectangle. What is the area of the shaded region?

- A) $8\sqrt{3}$
- B) $9\sqrt{3}$
- C) $10\sqrt{3}$
- D) $12\sqrt{3}$